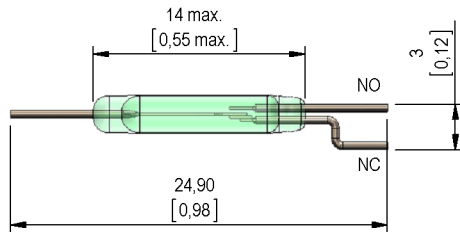
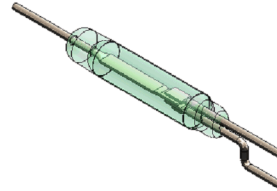


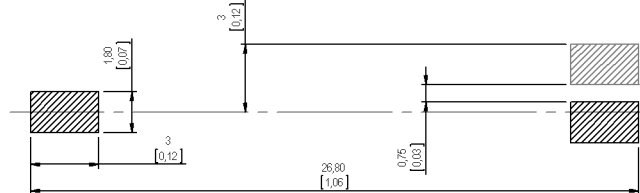
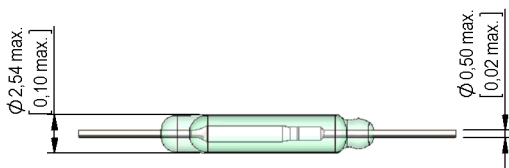
**Dimensions mm[inch]**  
tolerances according to DIN ISO 2768-m  
Toleranzen gem. DIN ISO 2768-m



**Isometric**  
Scale 2:1  
Maßstab 2:1

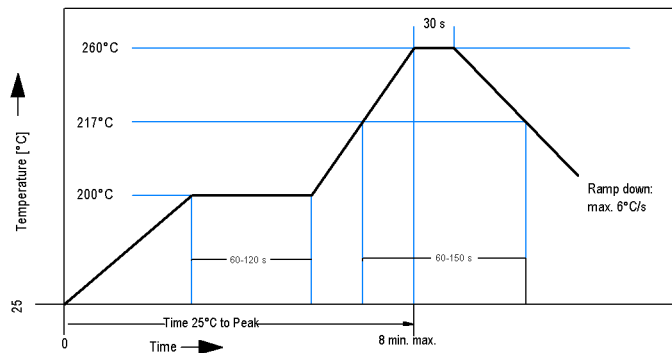


**Recommended PCB Pad Layout**

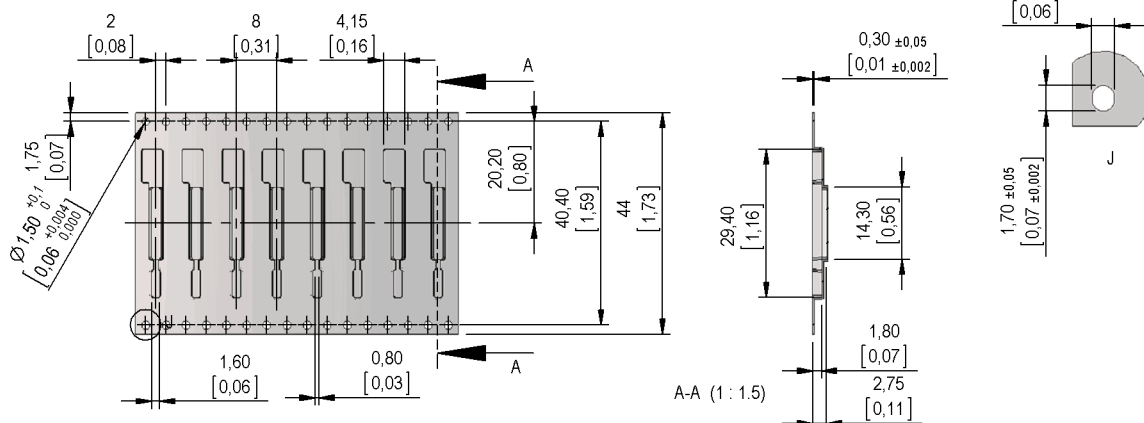


**Solder Reflow Profile**

reflow soldering conditions according to JEDEC norm J-STD 020D.1



**Packaging**





Europe: +49 / 7731 8399 0

| Email: info@standexmeder.com

Item No.:

USA: +1 / 508 295 0771

| Email: salesusa@standexmeder.com

**9233292530**

Asia: +852 / 2955 1682

| Email: salesasia@standexmeder.com

Item:

**MK23-90-E-1**

Magnetic properties	Conditions	Min	Typ	Max	Unit
Pull-In excitation (Reference value)	Reed switch unmodified measured in coil- "define operation"	25		30	AT
Test-Coil	Reed switch unmodified	KMS-01			
Pull-In excitation (modified contact)	Reed switch modified phys. conditioned tolerance of +/- 1 AT	37		52	AT
Test-Coil	Reed switch modified	KMS-21			
Pull-In in milliTesla (modified conta	MS150 - phys. caused tolerance +/- 0,1mT	1,8		2,2	mT

Contact data 90	Conditions	Min	Typ	Max	Unit
Contact-No.		90			
Contact-form		C			
Contact-material		Rhodium			
Contact rating	Any DC combination of V & A not to exceed their individual max.'s			10	W
Switching voltage	DC or Peak AC/ with 40% overdrive			175	V
Switching current	DC or Peak AC/with 40% overdrive			0,5	A
Carry current	DC or Peak AC/ with 40% overdrive			1	A
Contact resistance static	Measured with 40% overdrive Start Value			150	mOhm
Contact resistance dynamic	Maximum value 1,5 ms after excitation Start Value			250	mOhm
Insulation resistance	RH <45 %, 100 V test voltage	1			GOhm
Breakdown voltage	according to IEC 255-5	200			VDC
Operate time, incl. bounce	measured with 40% overdrive			0,7	ms
Release time	measured with no coil excitation			1,5	ms
Capacity	@ 10 kHz across open switch		1		pF

Modified dimensions	Conditions	Min	Typ	Max	Unit
Remarks		to dimensions see drawing			

Environmental data	Conditions	Min	Typ	Max	Unit
Shock	1/2 sine wave duration 11ms			50	g
Vibration	from 10 - 2000 Hz			20	g
Ambient temperature		-40		130	°C
Storage temperature		-55		130	°C
Soldering temperature	wave soldering max. 5 sec.			260	°C

Modifications in the sense of technical progress are reserved

Designed at: 03.07.09 Designed by: AKELLER

Approval at: 24.08.09 Approval by: RKAMP

Last Change at: 08.12.14 Last Change by: WKOVACS

Approval at: 08.12.14 Approval by: AWEBER

Version: 02