
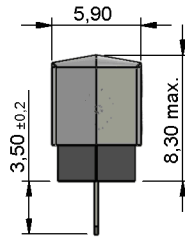
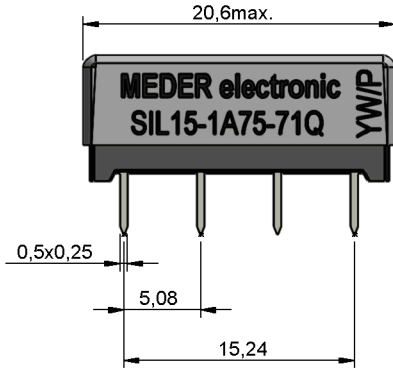
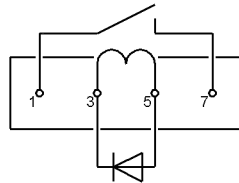


Dimensions mm[inch]
 tolerances acc. to DIN ISO 2768-m
 Toleranzen gem. DIN ISO 2768-m

Isometric
 Scale 2:1
 Maßstab 2:1



Layout
 Top view
 Draufsicht



Marking
 according to EN60062/factory code
 gem. EN60062/Fertigungsstätte



Coil Data at 20 °C	Conditions	Min	Typ	Max	Unit
Coil resistance		1.800	2.000	2.200	Ohm
Coil voltage			15		VDC
Rated power			113		mW
Coil current			7,5		mA
Thermal resistance	max. Relay temperature = operating temperature + self heating		110		K/W
Inductance			250		mH
Pull-In voltage				10,5	VDC
Drop-Out voltage		2,2			VDC

Contact data 75	Conditions	Min	Typ	Max	Unit
Contact rating	Any DC combination of V & A not to exceed their individual max.'s			10	W
Switching voltage (<31 AT)	DC or Peak AC			500	V
Switching current	DC or Peak AC			0,5	A
Carry current	DC or Peak AC			1	A
Contact resistance static	Measured with 40% overdrive Start Value			200	mOhm
Insulation resistance	RH <45 %, 100 V test voltage	10			TOhm
Breakdown voltage (<20 AT)	according to EN 60255-5	1.000			VDC
Operate time incl. bounce	measured with 40% overdrive			0,5	ms
Release time	measured with no coil excitation			0,1	ms
Capacity	@ 10 kHz across open switch		0,2		pF

Special Product Data	Conditions	Min	Typ	Max	Unit
Number of contacts			1		
Contact - form			A - NO		
Dielectric Strength Coil/Contact	according to EN 60255-5	1,5			kV DC
Insulation resistance Coil/Contact	RH <45%, 100 VDC test voltage	10			TOhm
Capacity Coil/Contact	@ 10 kHz		0,7		pF
Case colour			silver metallic		
Housing material			epoxy resin		
Connection pins			CuFe2P, tin plated		
Magnetic Shield			yes		
Approval			UL-File No. NRNT2.E156887		
Approval			UL-File No. NRNT8.E156887		
Reach / RoHS conformity			yes		

Environmental data	Conditions	Min	Typ	Max	Unit
--------------------	------------	-----	-----	-----	------

Modifications in the sense of technical progress are reserved

Designed at: 27.08.08 Designed by: THAUKE
 Last Change at: 14.09.12 Last Change by: NMIHAI

Approval at: 27.08.08 Approval by: JHEYDER
 Approval at: 19.09.12 Approval by: CRUF



Products for tomorrow...

Europe: +49 / 7731 8399 0 | Email: info@meder.com
USA: +1 / 508 295 0771 | Email: salesusa@meder.com
Asia: +852 / 2955 1682 | Email: salesasia@meder.com

Item No.:
3315175371
Item:
SIL15-1A75-71Q

Environmental data	Conditions	Min	Typ	Max	Unit
Shock	1/2 sine wave duration 11ms			50	g
Vibration	from 10 - 2000 Hz			20	g
Operating temperature		-20		70	°C
Storage temperature		-35		95	°C
Soldering temperature	wave soldering max. 5 sec.			260	°C
Washability					fully sealed

General data	Conditions	Min	Typ	Max	Unit
Total weight			2,4		g
Packaging					Stange 25 pcs.

Modifications in the sense of technical progress are reserved

Designed at: 27.08.08 Designed by: THAUKE
Last Change at: 14.09.12 Last Change by: NMIHAI

Approval at: 27.08.08 Approval by: JHEYDER
Approval at: 19.09.12 Approval by: CRUF

Version: 3