

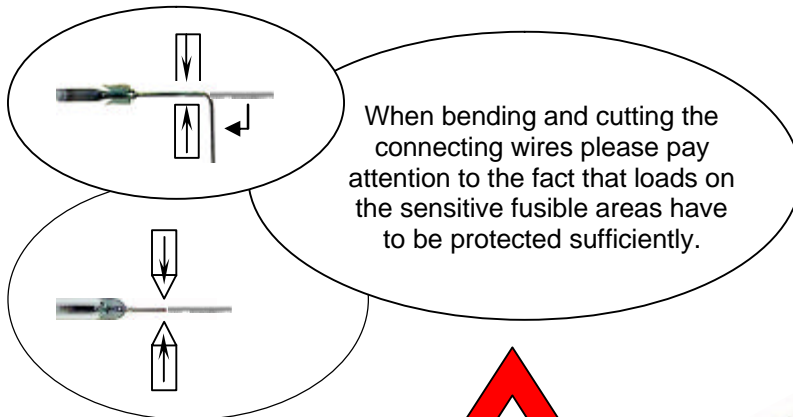


# Technical information for handling Reed Switches

REED RELAYS ■ REED SENSORS ■ REED SWITCHES

1. The Reed Switches function ultimately depends on its compactness. During processing like cutting, bending, soldering and melting, any fissures in the glass have to be avoided, to enable this, fusible areas have to be protected against any load.
2. The sensitivity may also change in case of intact flasks when current flows into the Reed Switches by connecting wires. Please always provide for a de-energized mounting.
3. Shock impacts e.g. dropping the part, may cause irreversible damage. Please be aware of this during the whole production and transportation procedures.



Please avoid dropping the Reed switches as this may change certain characteristics such as the AT responsiveness



The AT (ampere – turns) values increase after modification of the switch

Please don't hesitate to contact our Customer Service Team in case of any further queries, we would be pleased to be of assistance.